



**Installation Guide**  
Version 6.0



# VenturiOne Installation Guide

## Contents

1	Welcome to VenturiOne Software .....	2
2	Contact Details .....	2
3	End User Licence Agreement.....	3
4	Installation of the VenturiOne Software .....	9
4.1	VenturiOne Installation Process .....	10
4.2	Cancel the Installation .....	14
4.3	DESkey Installation .....	15
5	Open the VenturiOne Software.....	22
5.1	Licensing Options Dialog.....	22
5.2	License Key Renewal .....	24
5.3	EULA Acceptance .....	25

## 1 Welcome to VenturiOne Software

VenturiOne Software is a powerful and intuitive flow cytometry analysis package. This guide describes the process to successfully install the VenturiOne software onto your computer.

### Supported Platforms

Windows XP Professional (32 bit and 64 bit).  
Windows Vista (32 bit and 64 bit).  
Windows 7 (32 bit and 64 bit).

### Listmode File Format

VenturiOne supports all the common listmode files and the following file formats:

- < FCS 1.0
- < FCS 2.0
- < FCS 3.0
- < FCS 3.1

### Files

VenturiOne can read listmode files from the following software and instruments:

- Accuri CFlow
- Applied Biosystems Attune
- Beckman Coulter Expo2 and Expo32 series software
- Beckman Coulter System II and Elite DOS software
- Beckman Coulter FC500 series
- NPE Quanta
- Becton Dickinson FACScan
- Becton Dickinson FACSCalibur
- Becton Dickinson FACSVantage
- Becton Dickinson LSR, LSR II
- Becton Dickinson Diva
- Becton Dickinson Canto
- Beckman Coulter CyAN (Summit)
- Beckman Coulter MoFlo (Summit)
- Becton Dickinson / Cytopeia InFlux
- Bay Bioscience JSAN
- iCyt Eclipse
- iCyt Synergy
- iCyt Reflection
- Miltenyi Biotec MACSQuant Analyzer
- Partec PAS FCS 2 and 3

## 2 Contact Details

To speak to one of our team email [customersupport@appliedcytometry.com](mailto:customersupport@appliedcytometry.com) or telephone : +44 (0)1909 547210

Or contact us by post at the following address:

Applied Cytometry  
Matrix Business Centre  
Nobel Way  
Dinnington  
S25 3QB UK

Visit us on line at : [www.appliedcytometry.com](http://www.appliedcytometry.com)



**4. Restrictions.** Except as expressly provided in this Licence Agreement, Licensor does not grant the Licensee any right, title or interest in or to the Software or Documentation whether by implication or otherwise howsoever. Licensee shall not itself or suffer, permit or allow any Group member, agent, or third party to: (a) decompile, disassemble, reverse engineer, or otherwise attempt to (i) derive source code or underlying ideas, algorithms, structure or organisation from the Software or (ii) defeat, avoid, bypass, remove, deactivate or otherwise circumvent any software protection mechanisms in the Software, including, without limitation, any such mechanism used to restrict or control the functionality of the Software (except and only to the extent that such a prohibition on such activity is expressly prohibited by applicable law notwithstanding this limitation); (b) sell, lease, license, sublicense, distribute or otherwise provide to any other person the Software or Documentation, in whole or in part, except as expressly authorised pursuant to Section 6 below; (c) modify or create derivative works of the Software or Documentation; (d) use or reproduce the Software or Documentation except as specifically permitted under this Licence Agreement; (e) use the Software to provide processing services to any third party or otherwise use the Software on a service bureau basis; or (f) use the Software on any computer other than the Personal Computer. Licensee shall not remove, alter, cover or hide any patent, copyright, trademark or other proprietary notices, labels or marks whatsoever of Licensor on or in the Software or Documentation, and Licensee shall reproduce such notices, labels and marks on any copies of such the Software and Documentation that Licensee makes in connection with Licensee's permitted use of the Software and Documentation. Licensee will promptly notify Licensor of any unauthorised use, disclosure, reproduction, or distribution of the Software or Documentation, which comes to Licensee's attention, or which Licensee reasonably suspects. Licensee is solely responsible for obtaining all equipment, and ensuring the compatibility thereof with the Software, and for paying all fees including, without limitation, all taxes and Internet access fees, necessary to use the Software. Unless Licensor has issued a Protection device to the Licensee, the Licensee's use of the Software shall be enforced by use of a Licence Key. Licensee acknowledges that the Licence Key authorisation process requires the transmission of data regarding the Personal Computer to the Licensor and the Licensee agrees: (a) to such transmission; and (b) not to circumvent the protection scheme operated by the Licence Key. Where Licensee has been issued with a Protection device, Licensee acknowledges that use of the Software on the Personal Computer shall only be possible with the Protection device installed and Licensee agrees not to make the Protection device available to any third parties. If the Protection device becomes inoperable then Licensor shall issue a replacement to the Licensee and Licensee acknowledges that a replacement fee may be charged by the Licensor.

**5. Licence Fee.** In the event that a Licence Fee is required to be paid, such Licence Fee shall be due and payable before the Licensee's rights to use the Software commence. Licensee may only install or use the Software or Documentation after Licensee has paid to Licensor and Licensor has accepted all applicable Licence Fees. Licence Fees are non refundable.

**6. Limited Technical Support.** The Licensee shall receive limited technical support regarding the use and operation of the Software, not to exceed a limit of 2 hours via telephone or 1 year from the commencement of the License, whichever ever comes first. Telephone technical support shall be provided during Licensor's standard technical Support hours of 9:00 a.m. to 5:00 p.m. GMT and 24 hour support through the any website that the Licensor may operate from time to time. Licensor **MAKES NO WARRANTIES OF ANY KIND OR NATURE WHATSOEVER OR IMPLIED WARRANTY, INCLUDING ANY IMPLIED WARRANTY OF SATISFACTORY QUALITY OR FITNESS FOR ANY PARTICULAR PURPOSE, WITH RESPECT TO TECHNICAL ASSISTANCE OR INFORMATION PROVIDED TO LICENSEE BY LICENSOR OR ITS AGENTS OR PERSONNEL.** Licensor makes no guarantee of the frequency, value, applicability or content of future updates or modifications to the Software.

**7. Confidential Information.** Licensee agrees that the Licence Key, Software and Documentation and the Intellectual Property Rights in them are the property of Licensor. The Licensee agrees to keep confidential the Licence Key, Software and Documentation and to protect the contents of the Software and Documentation, to limit access to the same to those

who have a need to use any of them and to prevent unauthorised disclosure by its agents, officers or employees and Group members. This obligation shall not extend to any information which is or comes into the public domain as a result of lawful acts not attributable to the party to whom the information has been supplied. Licensor may use the name of the Licensee and/or any member of the Group in its publicity materials.

**8. Taxes.** The Licence Fee does not include any excise, sales, use, value added or other taxes, tariffs or duties whatsoever that may be applicable to the of the Software and Documentation. When Licensor has the legal obligation to collect such taxes, tariffs or duties, the amount of such taxes, tariffs and duties shall be invoiced to Licensee and Licensee shall pay such amount unless Licensee provide Licensor with a valid tax exemption certificate authorised by the appropriate taxing authority. All payments by Licensee for the Software and Documentation shall be made free and clear of, and without reduction for, any withholding taxes. Any such taxes which are otherwise imposed on payments to Licensor shall be Licensee's sole responsibility. Licensee shall provide Licensor with official receipts issued by the appropriate taxing authority and such other evidence as is reasonably requested by Licensor to establish that such taxes have been paid.

**9. Limited Warranty.** Licensor warrants to Licensee only that for a period of ninety (90) days after the date of the download of the Software (referred to as the "**Warranty Period**") the Software shall operate substantially in accordance with the functional specifications in the Documentation. This limited warranty shall not have effect if failure of the Software resulted, in whole or in part, from accident, abuse, misuse or misapplication of the Software. Licensor does not warrant that the Software will meet Licensee's requirements, or that the operation of the Software will be uninterrupted or error free. Licensee acknowledges that Licensor neither owns nor controls the Internet and that use of the Software in conjunction with the Internet depends in large part on third parties who may impair Licensee's ability to use the Software. Licensor does not guarantee the security of Licensee's data or equipment at any time or for any purpose. Licensee does not guarantee that the software will be virus free. Licensee is advised to protect itself by taking the necessary steps to ensure that appropriate security measures, including but not limited to the utilization of appropriate virus scanners, are adopted prior to downloading and using the software. If the Software does not conform to this express warranty and Licensee notifies the same to Licensor before the end of the Warranty Period, Licensor shall, at its option, either (a) repair or replace the Software so that it performs as expressly warranted above for the remainder of the original Warranty Period or for a period of thirty (30) days after redelivery to Licensee, whichever is longer, or (b) refund the amounts paid by Licensee to Licensor for use of the Software. **THIS WARRANTY IS EXCLUSIVE. LICENSEE AGREES THAT THE FOREGOING PROVISIONS OF THIS SECTION 9 SETS FORTH AND LIMITS THE ENTIRE LIABILITY AND OBLIGATIONS OF LICENSOR, AND LICENSEE'S AND THE GROUP'S SOLE AND EXCLUSIVE REMEDY FOR BREACH BY LICENSOR OF THE EXPRESS WARRANTY IN THIS SECTION 9.**

**10. Warranty Disclaimer.** EXCEPT FOR THE LIMITED WARRANTY SET FORTH IN SECTION - ' 5 6 C J 9 ž ' H < 9 ' GC : H K 5 F 9 ' 5 B 8 ' 8 C 7 I A 9 B H 5 H = C B ' 5 F 9 ' @ = AND LICENSOR HEREBY DISCLAIMS ALL OTHER REPRESENTATIONS (OTHER THAN FRAUDULENT MISREPRESENTATIONS), WARRANTIES AND CONDITIONS OF ANY KIND, WHETHER ORAL OR WRITTEN, WHETHER EXPRESS, IMPLIED, STATUTORY, OR ARISING BY STATUTE, CUSTOM, COURSE OF DEALING, TRADE USAGE OR OTHERWISE, WITH RESPECT TO THE SOFTWARE AND/OR THE SUBJECT MATTER OF THIS AGREEMENT. LICENSOR SPECIFICALLY DISCLAIMS THE IMPLIED WARRANTIES OR CONDITIONS OF FITNESS FOR A PARTICULAR PURPOSE, MERCHANTABILITY, SATISFACTORY QUALITY AND NON-INFRINGEMENT OF THIRD PARTY RIGHTS. LICENSOR DOES NOT REPRESENT OR WARRANT THAT THE SOFTWARE WILL MEET LICENSEE'S REQUIREMENTS.

**11. Limitation of Liability.** TO THE MAXIMUM EXTENT ALLOWED UNDER APPLICABLE LAW, IN NO EVENT WILL LICENSOR BE LIABLE FOR ANY INDIRECT, SPECIAL, INCIDENTAL, CONSEQUENTIAL, EXEMPLARY OR PUNITIVE DAMAGES ARISING OUT OF OR IN CONNECTION WITH THIS LICENCE AGREEMENT OR FOR

DAMAGES FOR LOST DATA, LOST PROFITS LOST REVENUES OR COSTS OF PROCUREMENT OF SUBSTITUTE GOODS OR SERVICES, HOWEVER CAUSED AND UNDER ANY THEORY OF LIABILITY, INCLUDING BUT NOT LIMITED TO CONTRACT, TORT (INCLUDING WITHOUT LIMITATION PRODUCT LIABILITY, STRICT LIABILITY AND NEGLIGENCE), STATUTORY OR OTHERWISE AND WHETHER OR NOT LICENSOR WAS OR SHOULD HAVE BEEN AWARE OF OR WAS ADVISED OF THE POSSIBILITY OF SUCH DAMAGE. SOME JURISDICTIONS DO NOT ALLOW THE EXCLUSION OF CONSEQUENTIAL DAMAGES. THEREFORE THE ABOVE EXCLUSION MAY NOT APPLY TO LICENSEE. TO THE MAXIMUM EXTENT ALLOWED UNDER APPLICABLE LAW, IN NO EVENT SHALL LICENSOR'S AGGREGATE LIABILITY ARISING OUT OF OR IN CONNECTION WITH THIS LICENCE AGREEMENT EXCEED THE GREATER OF £1000 AND THE AMOUNT OF ANY LICENCE FEE PAID. THE FOREGOING EXCLUSIONS AND LIMITATIONS SHALL APPLY NOTWITHSTANDING THE FAILURE OF ESSENTIAL PURPOSE OF ANY LIMITED REMEDY STATED IN THIS LICENCE AGREEMENT. ADDITIONAL TERMS APPLY DEPENDING ON THE JURISDICTION OF THE LICENSEE SEE APPENDIX A AND APPENDIX B.

**12. Diagnostic use.** The Software is not intended to be used for medical diagnostic purposes. Licensee shall indemnify and hold Licensor, and its directors, officers and employees ("Indemnified Parties") harmless from and against all claims, liabilities, judgements and other costs and expenses (including, but not limited to, reasonable attorney fees and expenses incurred in investigating, defending and settling claims of any kind resulting from any claims made or actions brought by persons as a result of the Software being used for medical diagnostic purposes.

**13. Termination.** Licensee may terminate this Licence Agreement at any time by returning the Software and Documentation, and all copies thereof to Licensor. Licensor may terminate this Licence Agreement upon the breach by Licensee of any provision of this Licence Agreement. In any event this Licence Agreement shall terminate upon the expiry of any expiry date. Upon such termination by Licensor: (a) all rights and licenses granted by Licensor to Licensee under this Licence Agreement shall immediately terminate; (b) Licensee shall return to Licensor, or destroy, all copies of the Software and Documentation, or any portion thereof; and (c) Licensee shall certify in writing to Licensor that all copies of the Software and Documentation, or any portion thereof, have either been returned to Licensor or destroyed pursuant to this Section 13. Sections 7 to 18 shall survive any termination of this Licence Agreement howsoever caused. In the event of termination by either party in accordance with any of the provisions of this Licence Agreement, neither party shall be liable to the other, because of such termination, for compensation, reimbursement or damages on account of the loss of prospective profits or anticipated sales or on account of expenditures, inventory, investments, leases or commitments in connection with the business or goodwill of Licensee or Licensor. Termination shall not, however, relieve a party of its obligations incurred prior to the effective date of termination of the Licence Agreement, including, without limitation, any payment obligation.

**14. Export Laws.** Licensee agrees to comply with all applicable export laws and regulations of the United Kingdom and foreign export laws and regulations, U.K. export laws and regulations shall prevail. Licensee assumes full responsibility for the following: (a) determining any export licensing requirements applicable to the Software and Documentation and (b) obtaining any licence or other authorisation required for any exports or reexports of the Software and Documentation. In the event Licensor elects, in its sole discretion, to apply for an export licence or other authorisation which Licensor determines is required to provide the Software or Documentation, or any information or service related to the Software or Documentation, to Licensee, Licensee shall reimburse Licensor for expenses incurred by Licensor in that regard. Licensee warrants that it will not use or otherwise export or re-export the Software except as authorised by the laws of the jurisdictions in which the Software was obtained. The United Nations Convention on Contracts for the International Sale of Goods does not apply.

**15. Compliance with Applicable Laws.** Licensee shall at Licensee's own expense, make, obtain, and maintain in force at all times during the term of this Agreement, all filings,

registrations, reports, licenses, permits and authorisations (collectively "**Authorisations**") in order for Licensee to perform Licensee's obligations under this Licence Agreement. Licensor shall provide Licensee with such assistance as Licensee may reasonably request in making or obtaining any such Authorisations. In the event that the issuance of any Authorisation is conditioned upon an amendment or modification to this Licence Agreement which is unacceptable to Licensor, Licensor shall have the right to terminate this Licence Agreement without further obligation whatsoever to Licensee.

**16. Government Approvals.** Licensee hereby represents and warrants that no consent, approval or authorisation of or designation, declaration or filing with any governmental authority is required in connection with the valid execution, delivery and performance of this Licence Agreement.

**17. Governing Law and Forum.** This Licence Agreement shall be governed by the laws of England. Both parties agree to submit to the exclusive jurisdiction of the courts of England. You also agree that, in the event of any legal proceeding arising out of these Terms and their interpretation or the transaction contemplated hereby, the prevailing party shall, in addition to

**18. Miscellaneous.** In this Licence Agreement: (a) the singular includes the plural and vice versa; and (b) the headings shall not affect the construction or interpretation of this Licence Agreement. No waiver or modification of the Licence Agreement shall be valid unless in writing signed by each party. The waiver of a breach of any term hereof shall in no way be construed as a waiver of any other term or breach hereof. This Licence Agreement is in the English language only, which language shall be controlling in all respects, and all versions hereof in any other language shall not be binding on the parties hereto. All communications and notices to be made or given pursuant to this Licence Agreement shall be made in the English language. Licensee may not assign this Licence Agreement or any rights or obligations hereunder, directly or indirectly, by operation of law or otherwise, without the prior written consent of Licensor. Subject to the foregoing, this Licence Agreement will inure to the benefit of and be binding upon the parties and their respective successors and assigns. Any attempted assignment in violation of this Section shall be null and void. If any provision of this Licence Agreement shall be held by a court of competent jurisdiction to be contrary to law, the remaining provisions of this Licence Agreement shall remain in full force and effect. Nonperformance of either party shall be excused to the extent that performance is rendered impossible by strike, fire, flood, earthquake, governmental acts or orders or restrictions, or any other reason when failure to perform is beyond the reasonable control of the nonperforming party. This Licence Agreement and any Order Form signed by both parties shall constitute the entire understanding and agreement with respect to its subject matter, and supersedes any and all prior or contemporaneous representations, understandings and agreements whether oral or written between the parties (other than fraudulent misrepresentations). No terms, provisions or conditions of any purchase order, acknowledgement or other business form that Licensee may use in connection with this Licence Agreement will have any effect on the rights, duties or obligations of the parties under, or otherwise modify, this Licence Agreement, regardless of any failure of Licensor to object to such terms, provisions or conditions.

## APPENDIX A

If licensee is based in the United Kingdom, the following words shall be added to Section 12:

**NOTHING IN THIS AGREEMENT LIMITS OR EXCLUDES LICENSOR'S LIABILITY FOR death or personal injury resulting from negligence, for fraudulent misrepresentation OR for breach of any condition as to title implied by the Sale of Goods Act 1979 or the Supply of Goods and Services Act 1982.**

## APPENDIX B

If licensee is based in the United States, the following amendments shall apply:



**SOME STATES OR JURISDICTIONS DO NOT ALLOW THE EXCLUSION OF EXPRESS OR IMPLIED WARRANTIES SET FORTH IN SECTIONS 6, 9, AND 10 ABOVE, SO THE ABOVE EXCLUSIONS MAY NOT APPLY TO YOU. IN THAT EVENT, SUCH WARRANTIES ARE LIMITED IN DURATION TO THE WARRANTY PERIOD. NO WARRANTIES APPLY AFTER THAT PERIOD. SOME STATES OR JURISDICTIONS DO NOT ALLOW LIMITATIONS ON HOW LONG AN IMPLIED WARRANTY LASTS, SO THE ABOVE LIMITATION MAY NOT APPLY TO YOU.**

**THE WARRANTIES SET FORTH IN SECTIONS 6 AND 9 GIVE YOU SPECIFIC LEGAL RIGHTS AND YOU MAY ALSO HAVE OTHER RIGHTS WHICH VARY FROM STATE TO STATE OR JURISDICTION TO JURISDICTION.**

VenturiOne is a registered trademark of Applied Cytometry.

## 4 Installation of the VenturiOne Software

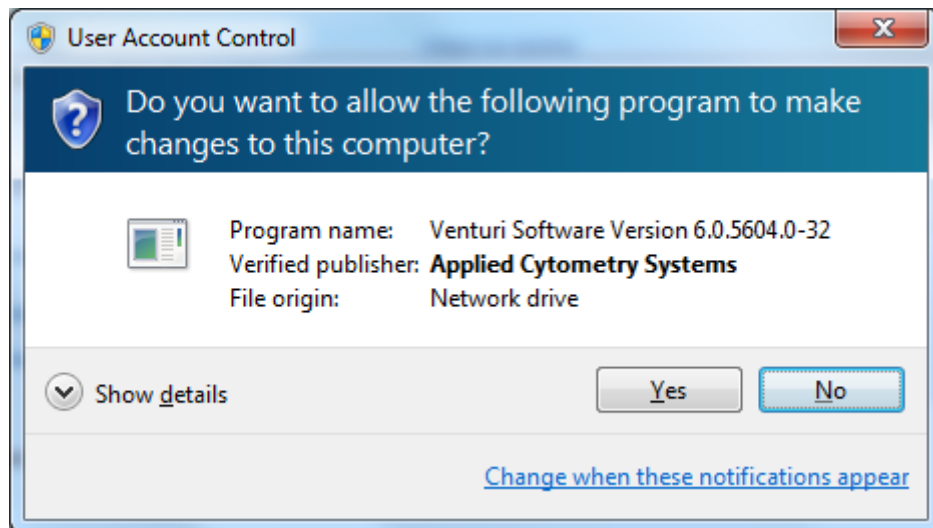
This manual provides a guide for the successful installation of either the 32 bit or 64 bit version of the VenturiOne software onto your PC.

When you insert the CD and the software automatically run, select your CD drive in **My Computer** and double click **VOnelauncher.exe** to run.

You need administration rights on your computer in order to install the VenturiOne software. If you do not have administrator level access you will be prompted to enter an administrator user name and password.

You can only have one version of VenturiOne installed on your computer. If you have previously installed VenturiOne you will have to un-install it first before the installation of a new version.

If you install the software on a computer that has **User Account Control** turned on (Windows Vista and Windows 7 only), a standard Windows **User Account Control** dialog asks you to authorize the VenturiOne Installation is displayed:



Click the **Continue** button to continue with the installation.

The **Install VenturiOne** dialog is displayed as illustrated below:



On a 64 bit operating system you can only install the 64 bit version of the VenturiOne software.

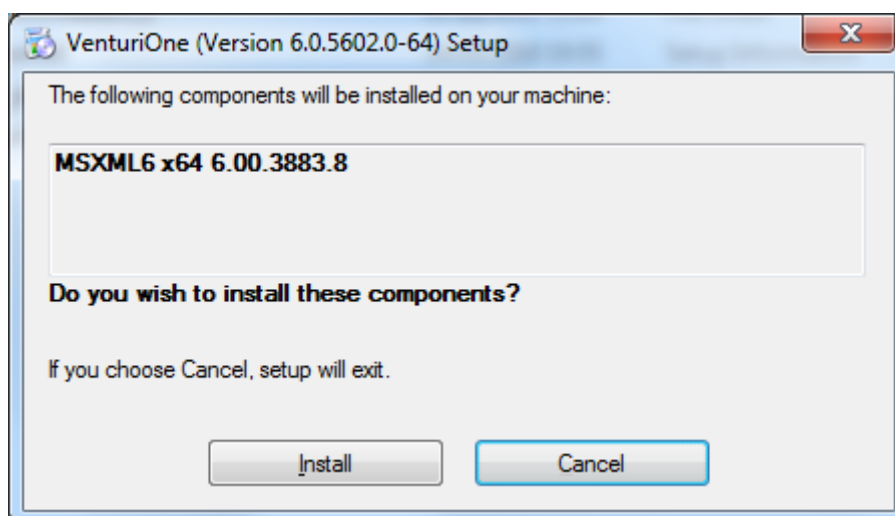
On a 32 bit operating system you can only install the 32 bit version of the software.

#### 4.1 VenturiOne Installation Process

To install the 32 bit version of the software click the **Install VenturiOne (32 bit)** button on the **Install VenturiOne** dialog.

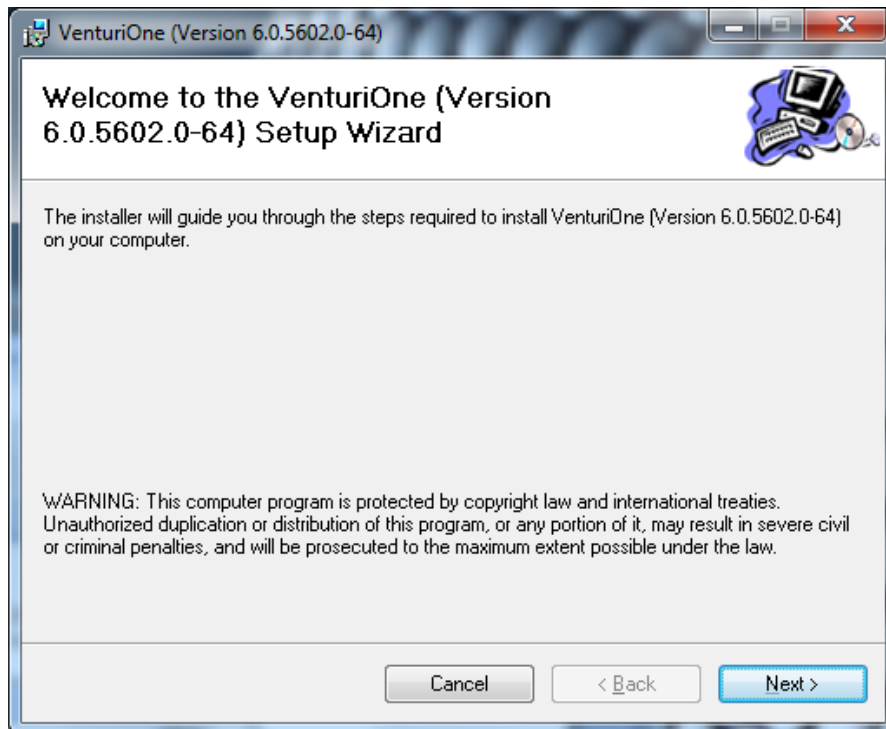
To install the 64 bit version of the software click the **Install VenturiOne (64 bit)** button on the **Install VenturiOne** dialog.

MSXML6 is a required component for the running of VenturiOne and, if it is not already on your computer, you will be asked to install it; the dialog below will be displayed:



Click the **Install** button. The files required for MSXML6 are installed. Then the installation process for VenturiOne commences.

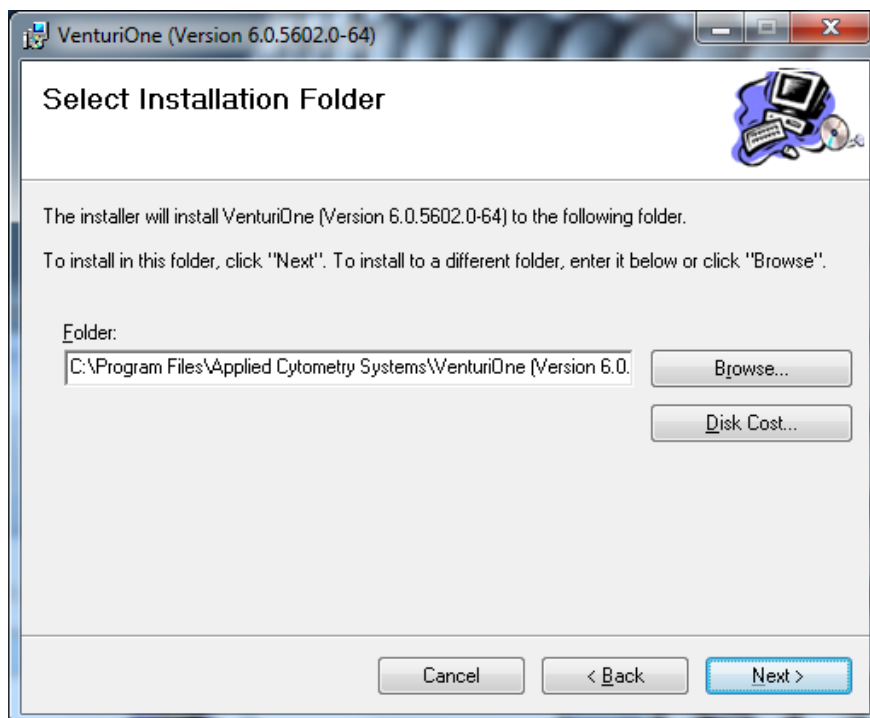
After a few seconds the **VenturiOne Setup Wizard**, which guides you through the installation process, is launched. The first page of the wizard is illustrated below:



If you would like to exit the installation process click the **Cancel** button on any screen of the **Setup Wizard** (refer to section 4.3.3).

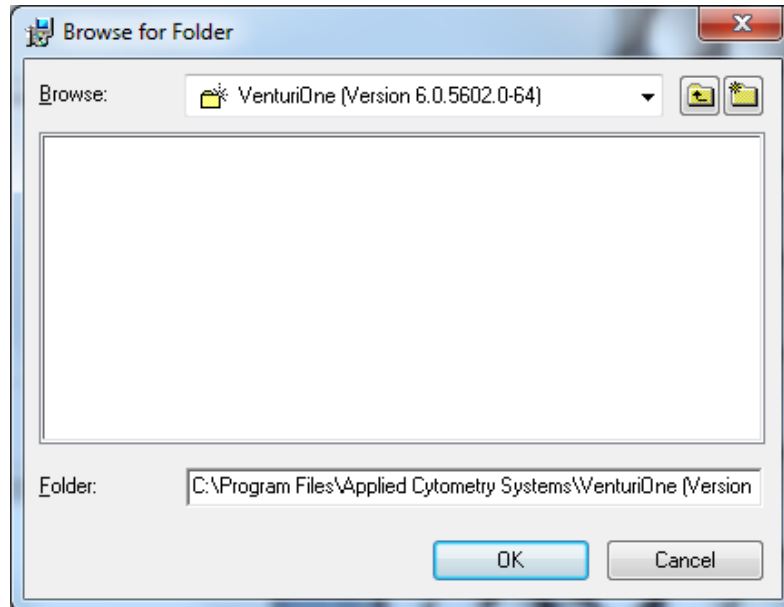
Click the **Next** button to proceed with the installation.

The **Select Installation Folder** screen of the **Setup Wizard** is displayed:



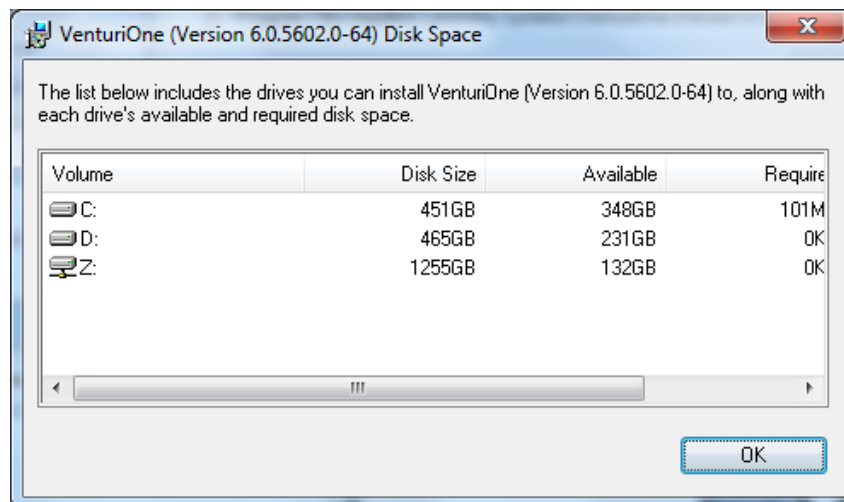
The default installation folder is C:\Program Files\Applied Cytometry Systems\VenturiOne (Version 5.0.56XX.0-YY), where XX denotes the build number and YY denotes either the 32 or 64 bit version.

To install into a different folder, click the **Browse** button to display the **Browse for Folder** dialog, as illustrated below:



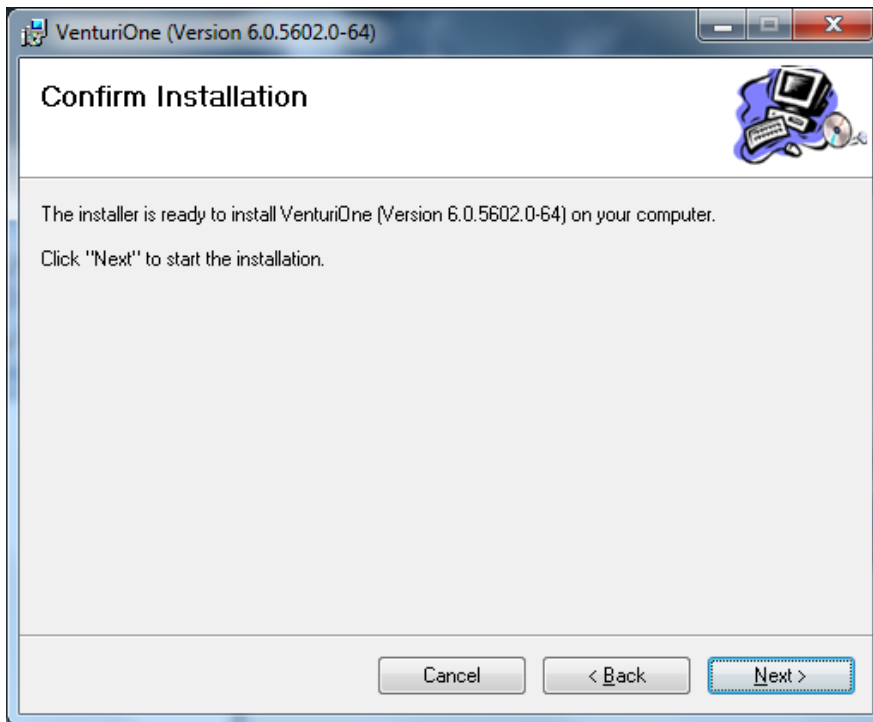
Select the desired folder and click **OK** to return to the **Select Installation Folder** screen.

Click the **Disk Cost** button to display a dialog which lists the available drives onto which you can install the VenturiOne software. The available and required disk space is also detailed, as illustrated below:

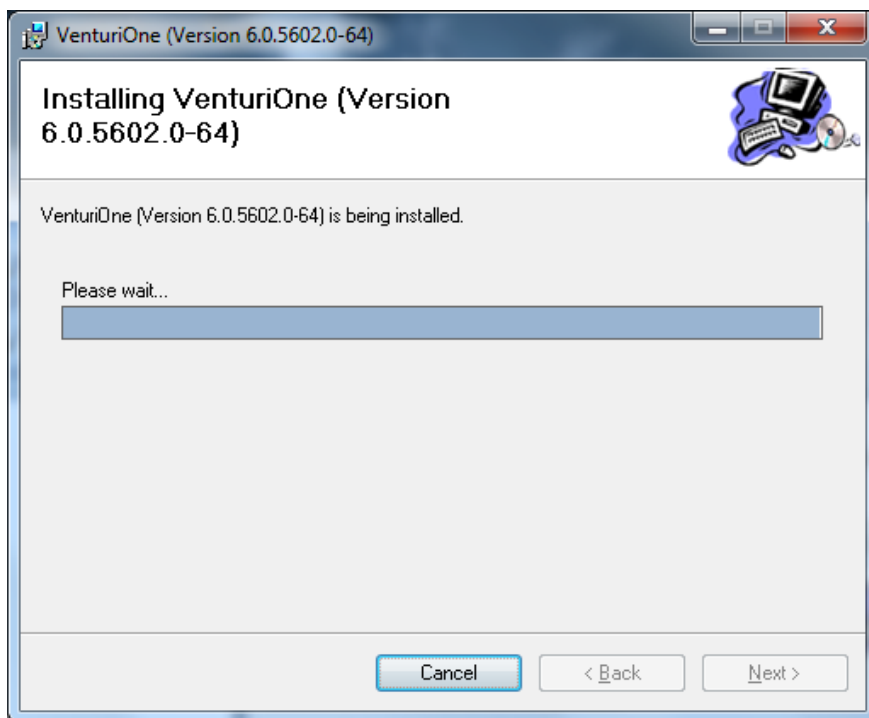


Select the desired drive and click **OK** to return to the **Select Installation Folder** screen.

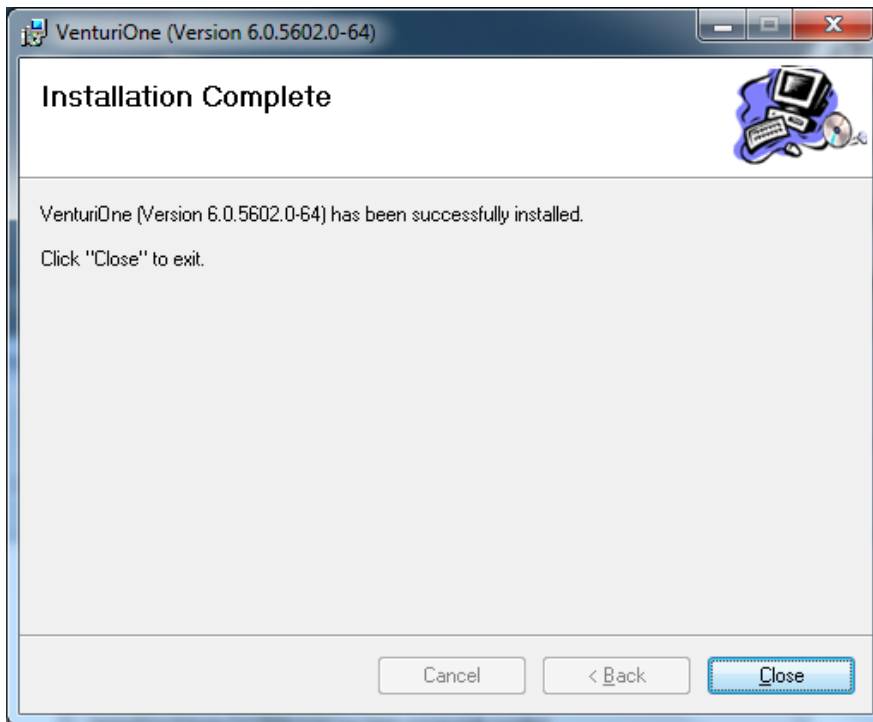
Click the **Next** button to advance to the next page of the **Setup Wizard**, as illustrated below:



Click the **Next** button to initiate the installation process. The following dialog is displayed to indicate the installation is in progress:



When the VenturiOne software is successfully installed the **Installation Complete** screen is displayed:

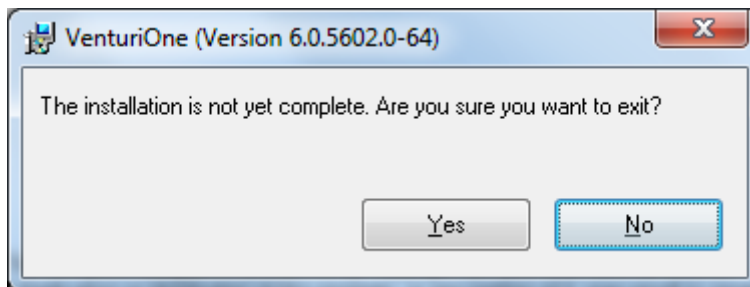


Click the **Close** button to finish the installation process.

## 4.2 Cancel the Installation

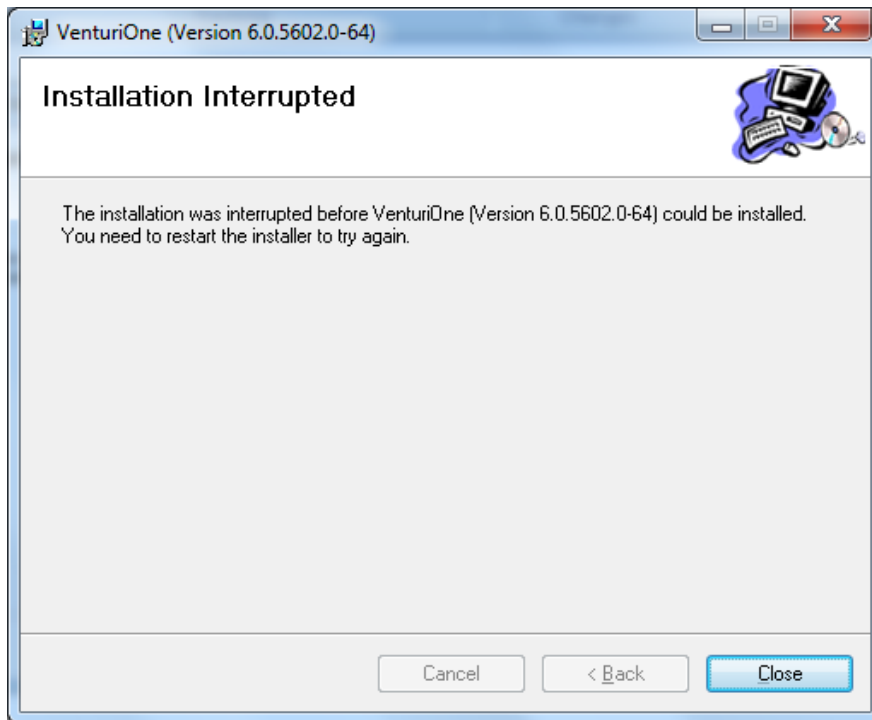
If you wish to exit the installation process, click the **Cancel** button displayed on any of the Setup Wizard screens.

A dialog is displayed to warn you that the installation is incomplete, as illustrated below:



Click the **No** button to return to the installation process.

Click the **Yes** button to exit the installation process, a warning dialog is displayed as illustrated below:



Click the **Close** button and exit the installation.

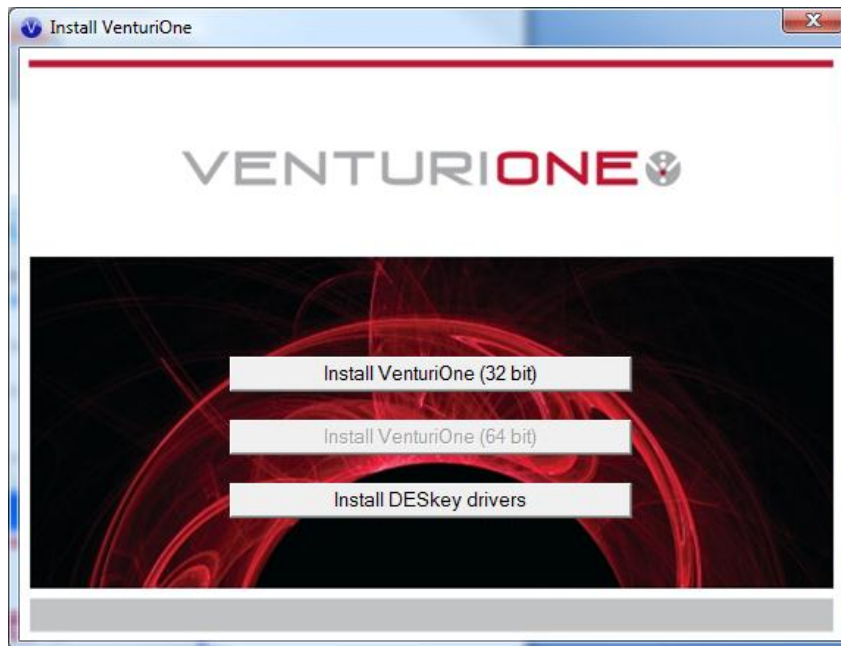
### 4.3 DESkey Installation

If the package you have purchased includes a DESkey USB device, you need to install the appropriate drivers before the device can be used.

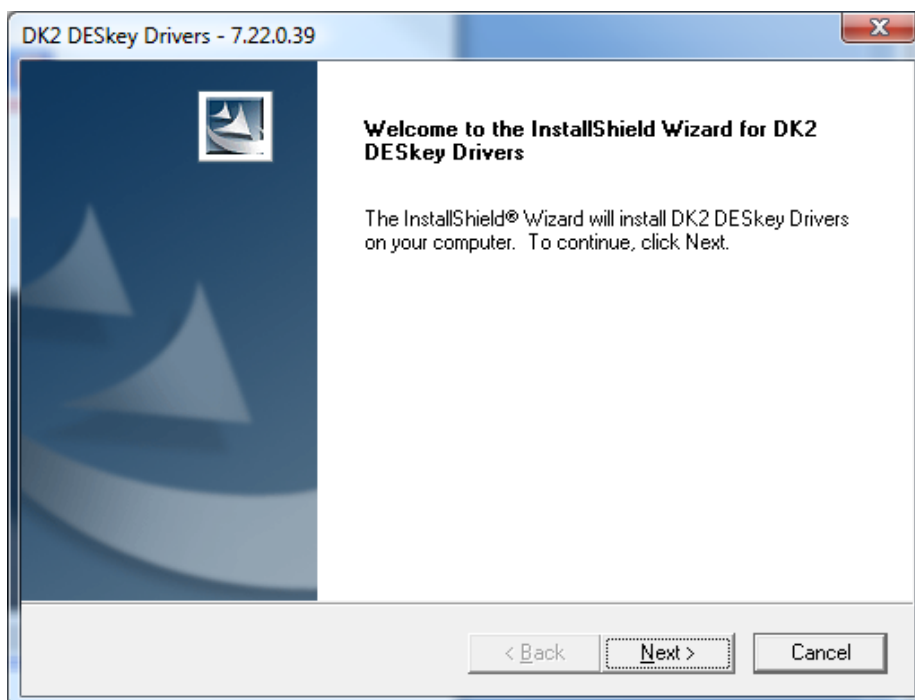
If you are installing a DESKEY network system please follow the instructions in the VenturiOne Network Server Manual.



To install the DESkey drivers, click the **Install DESkey drivers** button displayed on the **Install VenturiOne** dialog, as illustrated below:

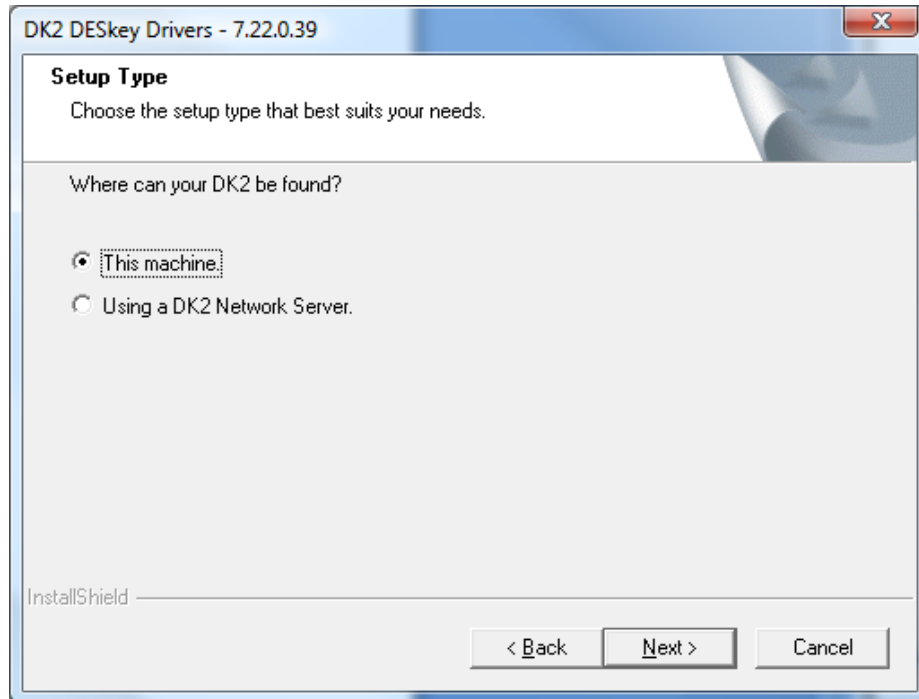


The first screen of the **DK2 DESkey Drivers Wizard** is displayed, as illustrated below:



Click the **Cancel** button at any stage of the wizard to cancel the installation process (refer to section 4.3.3).

Click the **Next** button to display the following dialog:

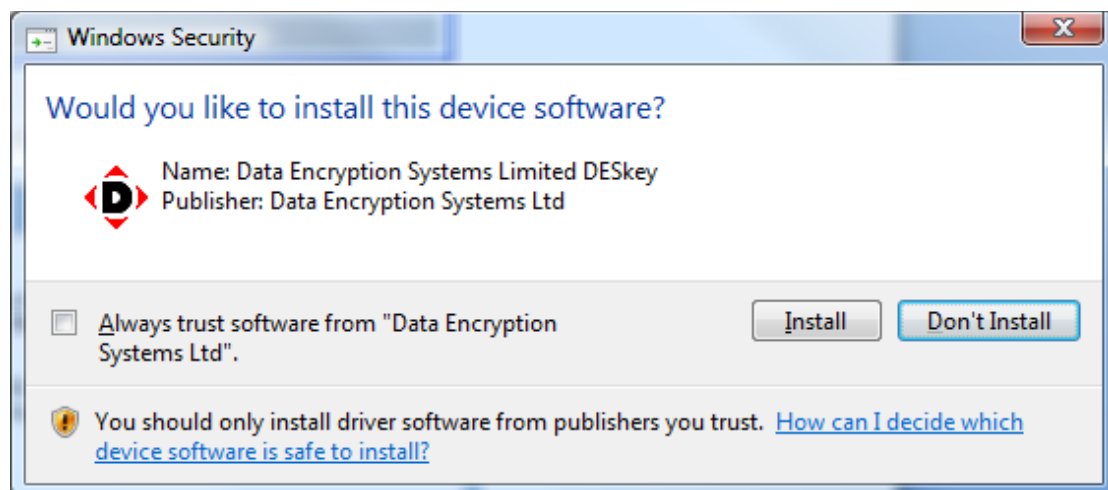


Select **This machine** radio button.

Click the **Next** button to initiate the installation process. The following dialog is displayed to indicate the installation is in progress:

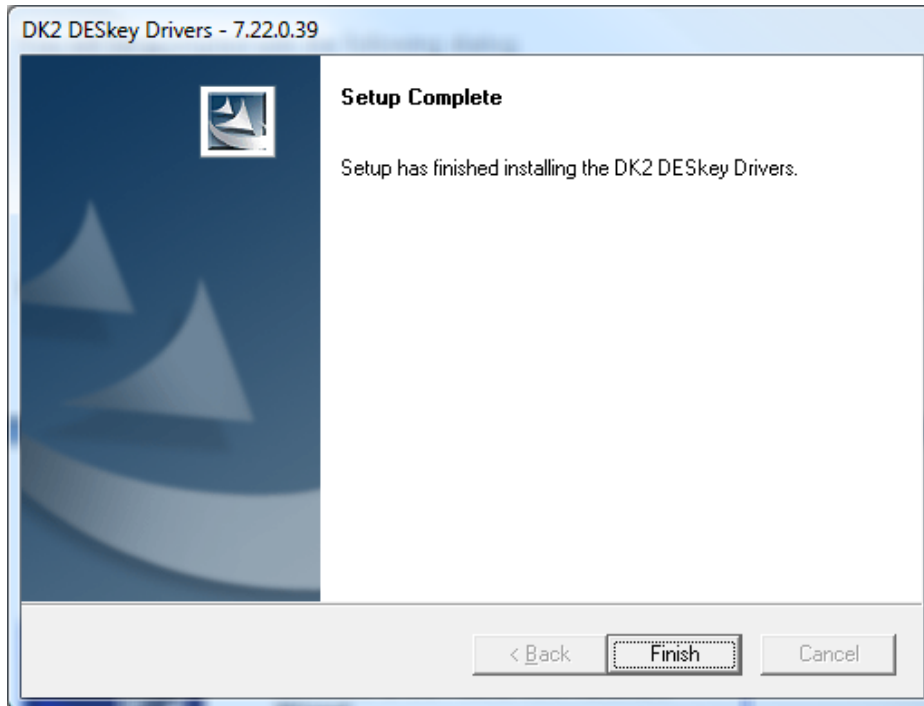


If you operate a Windows Vista or Windows 7 system the following **Windows Security** dialog is displayed:



Select **Install** to proceed with the installation or **8 c b D h ' to bagdeIU` `**

When the installation is complete the following dialog is displayed:



The DESkey Driver is now installed. You may have to restart Windows on your computer before you can start using the VenturiOne software.

Click the **Finish** button to complete the installation process.

Insert the DESkey USB device once the installation, and any required reboot, has occurred.

### 4.3.1 Windows XP

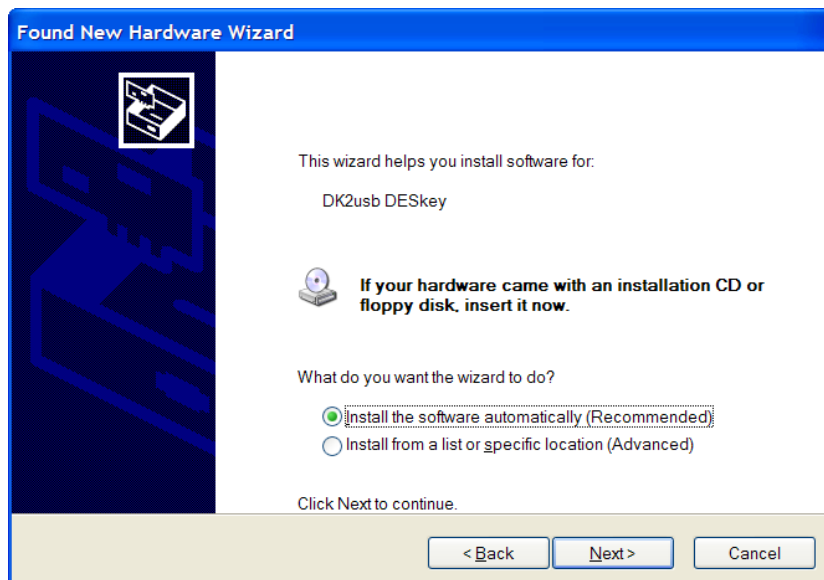
If you use Windows XP the **Found New Hardware Wizard** is launched after you insert the DESkey USB device into your PC.

The first screen of the **Found New Hardware Wizard** is illustrated below:



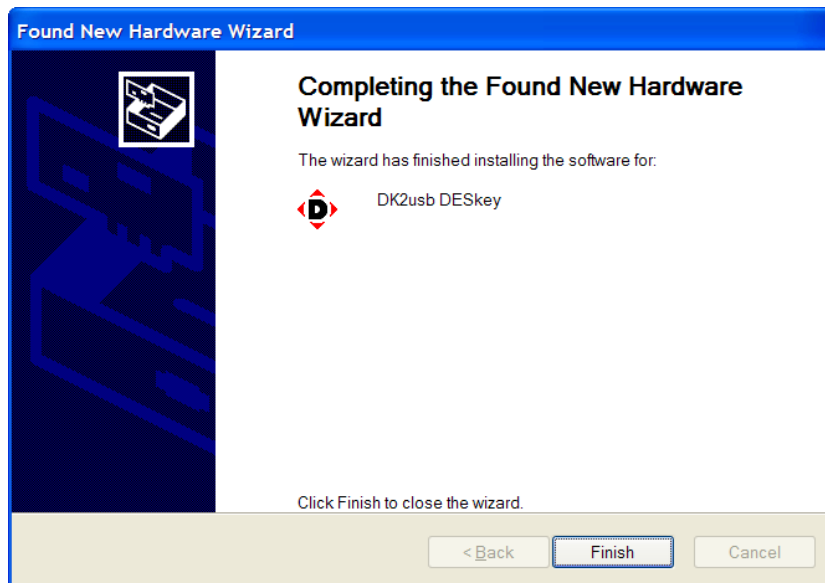
Select the **No, not this time** option then click the **Next** button.

The following dialog is then displayed:



Select the **Install the software automatically (Recommended)** option and click the **Next** button.

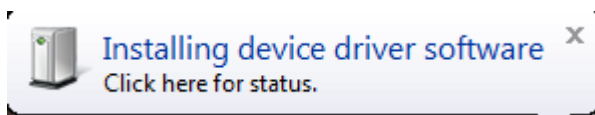
The final dialog is then displayed:



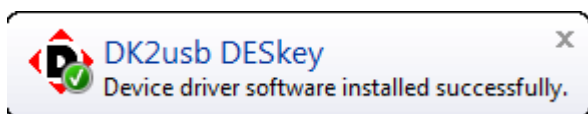
Click the **Finish** button to close the dialog, installation of the DESKey USB device is now complete.

### 4.3.2 Windows Vista and Windows 7

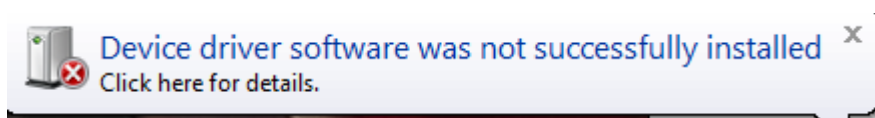
If you use Windows Vista or Windows 7, after you insert the DESKey USB device the system automatically starts the installation of the device driver software. This is indicated by a balloon popup:



Once the DK2usb DESkey device driver software is installed successfully you are informed via the following balloon popup:

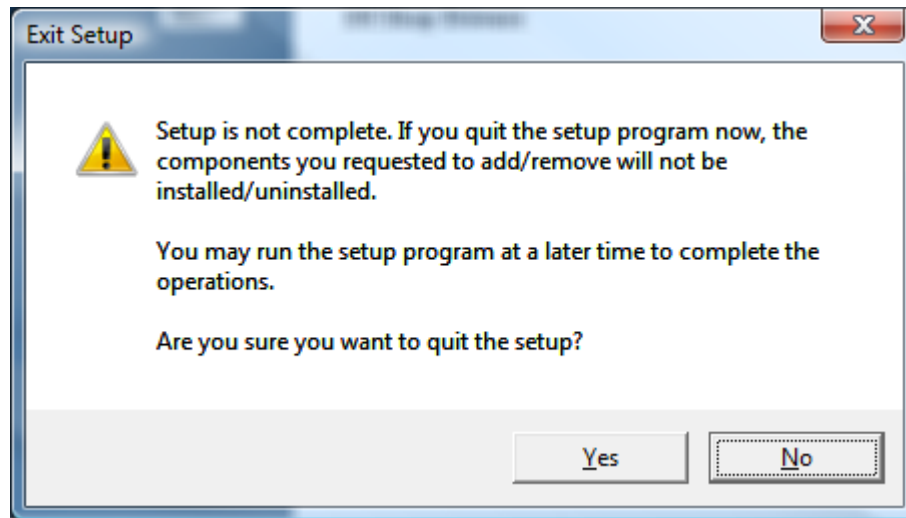


If the installation of the DK2usb DESkey device driver software fails you notified with the following balloon popup:



### 4.3.3 Cancel the DESkey Installation

If you wish to exit the DESkey installation, click the **Cancel** button displayed on the relevant dialogs. The **Exit Setup** dialog is displayed, as illustrated below:



Click the **Yes** button to exit the installation process.

Click the **No** button to return to the **DK2 DESkey Drivers** installation wizard.

## 5 Open the VenturiOne Software

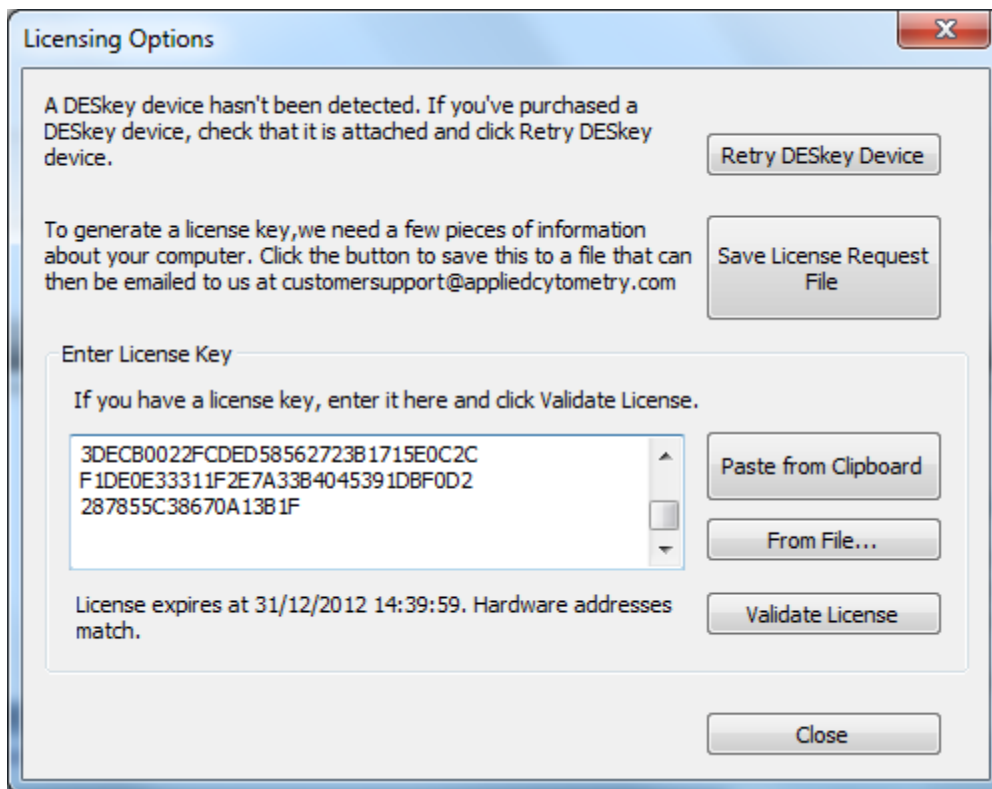
To open the software, click the VenturiOne Menu item  from the start menu.

A license control mechanism, in the form of a DESKey device or valid software license is used for the operation of the VenturiOne software.

If a valid license mechanism is not detected when VenturiOne is started, the **Licensing Options** dialog, described below, is launched. This allows a valid license to be entered or a valid DESKey device to be inserted.

### 5.1 Licensing Options Dialog

The **Licensing Options** dialog is displayed automatically when you try to open the VenturiOne software and no license is detected on your system.



If no DESKey device is inserted, a wrongly programmed DESKey device is inserted or no DESKey device drivers have been detected; insert a correctly programmed DESKey device and click the **Retry DESKey Device** button to open the VenturiOne software.

If the DESKey device is not found, the following message is displayed:

Click the **No** button to return to the **Licensing Options** dialog without retrying the DESkey device.

Insert the correctly programmed DESkey device and click the **Yes** button to open the VenturiOne software.

You may need to unplug and then re-insert your DESkey device into the USB port.

If the DESkey device drivers are not found on the system, the following message is displayed:

To correct this issue you need to install or reinstall the DESkey drivers by running the setup program located in the DESkey folder of the VenturiOne installation CD. If you downloaded the VenturiOne installation files from the Applied Cytometry web site, the DESkey folder can be found in the download location.

If the DESkey device is not licensed for this version of the software, the following message is displayed:

Insert the DESkey device licensed for this version of VenturiOne.

To request a software license select **Save License Request File** button. A file is generated which contains the relevant information required to generate a license key.





